



SMITH
FLOW CONTROL LTD

SFC KEY INTERLOCKS & PROCESS MANAGEMENT SYSTEMS

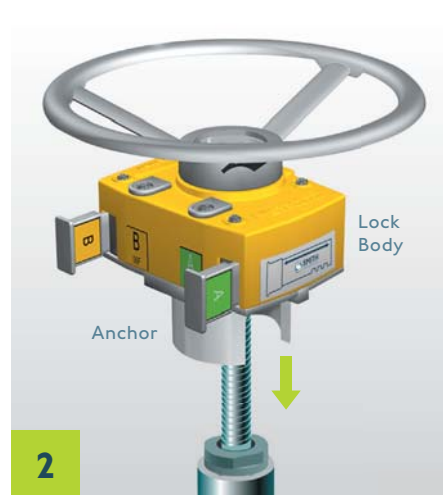
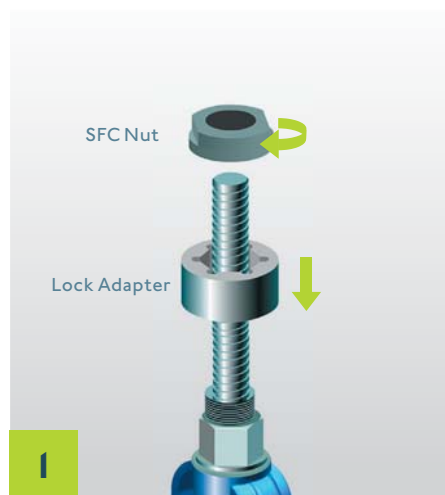


GL VALVE INTERLOCKS For handwheel operated valves

GLM & GLS VALVE INTERLOCKS

GL valve (inter)locks suit all types of handwheel operated valves - including Gate, Globe and Gear-operated valves.

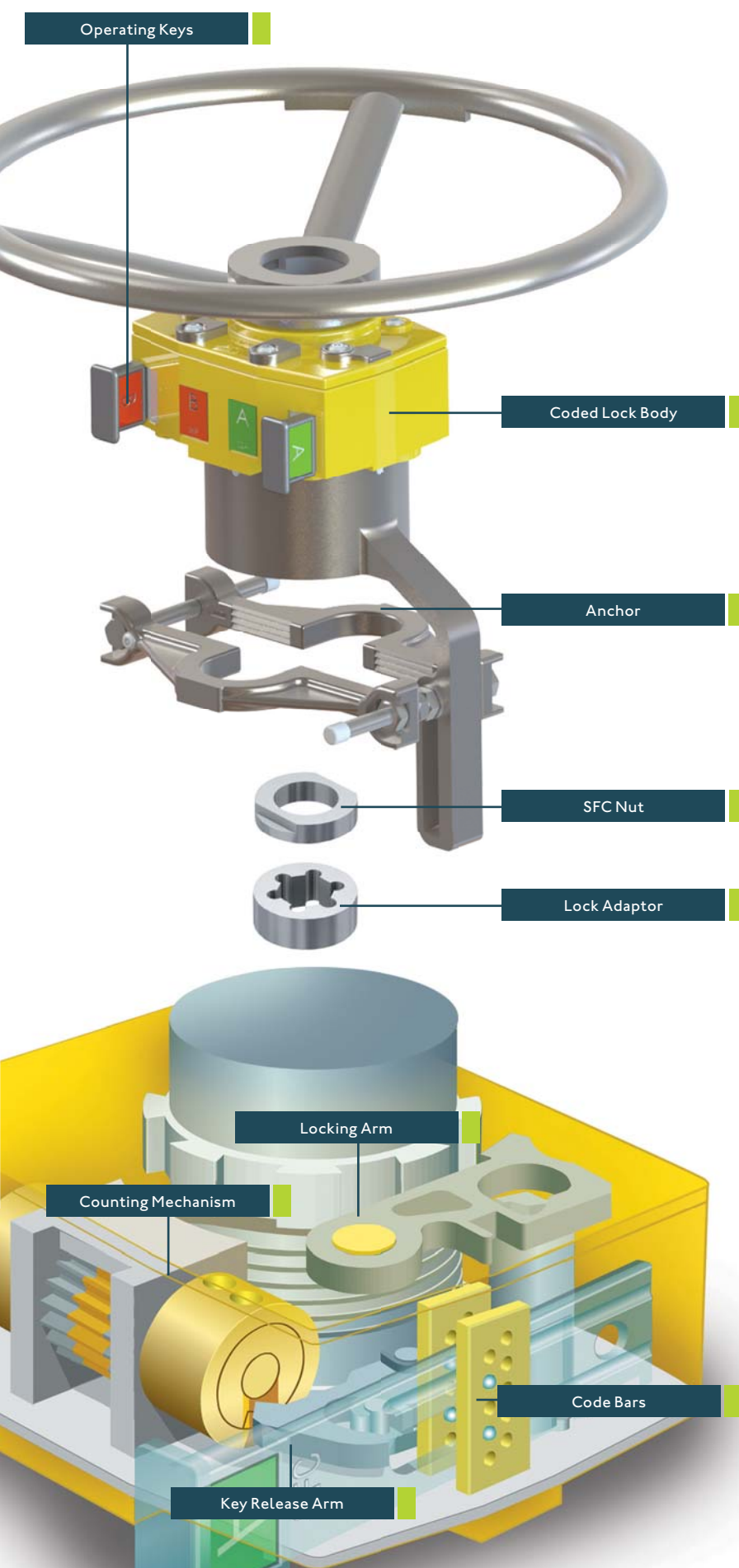
Installing the (inter)lock on the host valve is a simple procedure as described below. Requiring no modification or hot-work to the host equipment, the anchor and adaptors are custom machined items. Universal Adaptors (UAS) may be supplied when precise valve topworks data is not available.



After removing the existing handwheel the GL is assembled as follows:

- 1 Mount lock adaptor and fix SFC nut.
- 2 Locate body to adaptor.
- 3 Tighten fixing screws (x3).
- 4 Tighten setting screws to set "Open" and "Closed" key release positions.





PRODUCT FEATURES

- 316 Stainless steel.
- Linear 'coded-card' key design.
- Robust construction.
- Proven reliability in all climates.
- Single or double key versions.
- Suitable for all handwheel operated applications.



- No modifications to host valve.
- Suitable for any valve type/model.
- Can be installed on 'live' plant.